

CARES Technical Approval Report TA1-B 5105



Issue 1

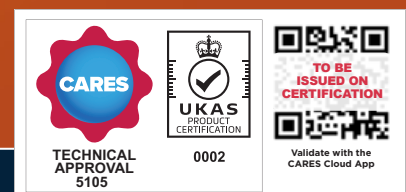


Chiping Dingli Steel Sleeve Co Ltd CPDL Parallel Thread Coupler

Assessment of the
Chiping Dingli
CPDL Parallel Thread
Coupler Product
and Quality System
for Production



Electronic Copy www.carescertification.com



Product

Chiping Dingli CPDL Parallel Thread Coupler for reinforcing steel

Product approval held by:

Chiping Dingli Steel Sleeve Co., Ltd,
Xinfa Ind Area, Chiping, Liaocheng City,
Shandong Province, China
252100

Tel: +86-13371462215

Email: lucy@dinglirebarcoupler.com

Web: www.dinglirebarcoupler.com

1 Product Summary

Chiping Dingli CPDL Parallel Thread Couplers in the size range 16mm to 32mm are for the mechanical connection of deformed high-yield carbon steel bars for the reinforcement of concrete complying with the requirements of BS4449 Grade B500B.

The coupler is parallel threaded on both ends.

1.1 Scope of Application

Chiping Dingli CPDL Parallel Thread Couplers in the size range 16mm to 32mm have been evaluated for use as follows:

- a) TA1-B: Eurocode 2 and BS 8110 for static applications in tension only with BS4449 Grade B500B reinforcement.
- b) BS8597:2015 for mechanical splices in reinforced concrete structures under predominantly static loads in tension only using BS4449 Grade B500B reinforcement.

1.2 Design Considerations

BS 8110 Clause 3.12.8.9 Laps and Joints states "Connections transferring stress may be lapped, welded or joined with mechanical devices. They should be placed, if possible, away from points of high stress and should preferably be staggered". However, BS 8110 Clause 3.12.8.16.2 Bars in tension states "The only acceptable form of full-strength butt joint for a bar in tension comprises a mechanical coupler" satisfying specified slip and tensile strength criteria.



Eurocode 2, Clause 8.7 Laps and mechanical couplers 8.7.1 General (1)P “Forces are transmitted from one bar to another by:

- lapping of bars, with or without bends or hooks;
- welding;
- mechanical devices assuring load transfer in tension-compression or in compression only.”

Clause 8.8 Additional rules for large diameter bars goes on to state that “Splitting forces are higher and dowel action is greater with the use of large diameter bars. Such bars should be anchored with mechanical devices.”

The specified cover for fire resistance and durability should be provided to the coupler sleeve. The coupler as detailed in table 1 has been designed with controlled mechanical properties to be compatible with reinforcing bars complying with BS4449 Grade B500B.

1.3 Conclusion

It is the opinion of CARES that Chiping Dingli CPDL Parallel Thread Couplers in the size range 16mm to 32mm are satisfactory for use within the limits stated in paragraph 1.1 when applied and used in accordance with the manufacturer’s instructions and the requirements of this certificate.

L. Brankley
 Chief Executive Officer
 April 2026

Electronic Copy www.carescertification.com



2 Technical Specification

2.1 General


The function of the Chiping Dingli CPDL Parallel Thread Coupler is to connect deformed steel reinforcing bars complying with BS4449 Grade B500B, as appropriate, and thereby create structural continuity of the reinforcing system.

The Chiping Dingli CPDL Parallel Thread Couplers offer a full strength connection. Each end of the bar to be joined is cut square. A parallel metric thread is then cut onto the bar ends.

2.2 Chiping Dingli CPDL Parallel Thread Coupler

The Chiping Dingli CPDL Parallel Thread Couplers are designed for use where one of the bars to be spliced can be rotated. It comprises a steel sleeve with an internal parallel thread, the rebar then has a matching external parallel thread applied.

CPDL Parallel Thread Coupler



Size (mm)	ØD (mm)	L1 (mm)	L2 (mm)	Screw Thread (mm)	Pitch (mm)	Installation Torque (Nm)	Reinforcement Grade	Tension/Compression
16	25	40	20	M16.5	2.5	≥110	B500B	Tension Only
20	30	50	25	M20.5	2.5	≥200	B500B	Tension Only
25	38	62	31	M25.6	3.0	≥260	B500B	Tension Only
32	48	80	40	M32.6	3.0	≥320	B500B	Tension Only

Table 1

3 Product Performance and Characteristics

Full destructive tests have been carried out to demonstrate compliance with the performance requirements defined in CARES Appendix TA1-B when used with reinforcing steel BS4449 grade B500B.

CARES APPENDIX TA1-B strength requirements

- Permanent deformation is less than 0.10mm after loading to $0.65f_y$ in tension with BS4449 grade B500B reinforcement.
- 99% characteristic tensile strength is greater than 540MPa with BS4449 grade B500B reinforcement.

BS 8597:2015 requirements for slip and tensile strength


Tests verify compliance with Clause 5 of BS 8597:2015 for the following:

- a) slip under static forces; and
- b) tensile strength under static forces.




4 Installation

4.1 CPDL Parallel Thread Coupler Installation Sequence



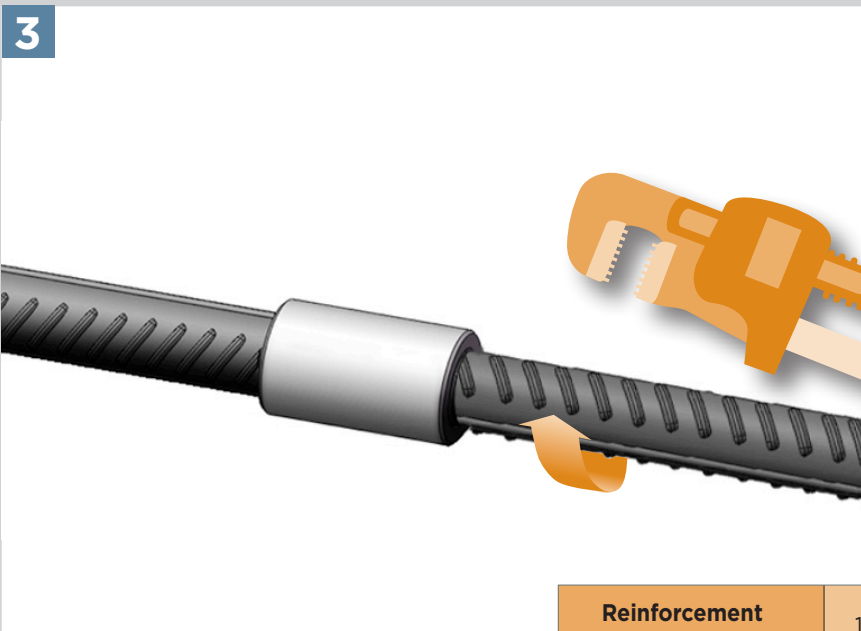
Rotate the sleeve to the rear of the thread on the fixed bar.



Remove the plastic cap from the sleeve.

Keeping the sleeve fixed in position rotate the matching external thread continuation bar into the sleeve.

The continuation bar should align with the midpoint of the sleeve.



Keeping the sleeve fixed in position tighten the joint using a torque wrench on the continuation bar using the torque values given in Table 2 below.

After tightening no threads should be showing on the continuation bar.

Reinforcement diameter [mm]	16	20	25	32
Torque [Nm]	≥110	≥200	≥260	≥320

Table 2

5 Safety Considerations

Couplers are supplied in cartons weighting up to 25kg, which may be handled manually with care. Heavier cases require the use of mechanical handling equipment. It is advisable to wear suitable protective gloves during handling the cartons, couplers and implementation, as well as during the cutting, upsetting and threading process.

6 Product Testing and Evaluation

Chiping Dingli CPDL Parallel Thread Couplers have been tested to satisfy the requirements of CARES Appendix TA1-B for Couplers with reinforcing bars to BS4449 Grade B500B. The testing comprised the following elements:

- Tensile Strength
- Permanent deformation in tension

Tests verify compliance with Clause 5 of BS 8597;2015 for both slip under static forces and tensile strength under static forces.

7 Quality Assurance

Chiping Dingli CPDL Parallel Thread Couplers for reinforcing steel are produced under a BS EN ISO 9001 quality management system certified by CARES at locations agreed with CARES.

The quality management system scheme monitors the production of the Standard Couplers and ensures that materials and geometry remain within the limits of this technical approval.

The products are subject to a programme of periodic testing to ensure continued compliance.



8 Building Regulations

8.1 The Building Regulations (England and Wales)

Chiping Dingli CPDL Parallel Thread Couplers, when used in EC2 based designs using the data contained within this technical approval, satisfy the relevant requirements of The Building Regulations (England and Wales), Approved Document A.

Materials and Workmanship, Approved Document

This technical approval gives assurance that the Chiping Dingli CPDL Parallel Thread Couplers comply with the material requirements of EC2.

8.2 The Building Regulations (Northern Ireland)

Materials and Workmanship

This technical approval gives assurance that Chiping Dingli CPDL Parallel Thread Couplers comply with the material requirements of EC2 by virtue of regulation 23, *Deemed to satisfy provisions regarding the fitness of materials and workmanship*.

8.3 The Building Standards (Scotland)

Fitness of Materials

This technical approval gives assurance that Chiping Dingli CPDL Parallel Thread Couplers comply with the material requirements of EC2 by virtue of *Clause 0.8*.

Structure

Chiping Dingli CPDL Parallel Thread Couplers, when used in EC2 based designs using the data contained within this technical approval, satisfy the requirements of *The Building Standards (Scotland) clause 1*.

9 References

- BS4449: 2005 Steel bars for the reinforcement of and use in concrete - Requirements and test methods.
- BS8110: Part 1: 1997: Structural Use of Concrete, Code of Practice for Design & Construction
- BS 8597:2015 Steels for the reinforcement of concrete – Reinforcement couplers – Requirements and test methods.
- BS EN 1992-1-1:2004 Eurocode 2 Design of concrete structures - General rules for buildings.
- BS EN ISO 9001: Quality management systems - Requirements.
- CARES Appendix TA1-B: Quality and Operations Schedule for the Technical Approval of Couplers for Reinforcing Steel and Reinforcement Anchors For BS8110 and EN1992-1-1 Static Loading in Tension or Tension and Compression.



10 Conditions

1. The quality of the materials and method of manufacture have been examined by CARES and found to be satisfactory. This Technical Approval will remain valid provided that:
 - a. The product design and specification are unchanged.
 - b. The materials, method of manufacture and location are unchanged.
 - c. The manufacturer complies with CARES regulations for Technical Approvals.
 - d. The manufacturer holds a valid CARES Certificate of Product Assessment.
 - e. The product is installed and used as described in this report.
2. CARES make no representation as to the presence or absence of patent rights subsisting in the product and/or the legal right of Chiping Dingli Steel Sleeve Co., Ltd to market the product.
3. Any references to standards, codes or legislation are those which are in force at the date of this certificate.
4. Any recommendations relating to the safe use of this product are the minimum standards required when the product is used. These requirements do not purport to satisfy the requirements of the Health and Safety at Work etc Act 1974 or any other relevant safety legislation.
5. CARES does not accept any responsibility for any loss or injury arising as a direct or indirect result of the use of this product.
6. This Technical Approval Report should be read in conjunction with CARES Certificate of Product Assessment No 5105. Confirmation that this technical approval is current can be obtained from CARES.



Electronic Copy www.carescertification.com

CARES

Pembroke House
21 Pembroke Road
Sevenoaks
Kent TN13 1XR

Phone: +44(0)1732 450000
E-mail: general@carescertification.com
www.carescertification.com



**Independent Product Assessments
for the Construction Industry**

Copyright CARES ©