

# CARES Technical Approval Report TA1-A & B 5083

Issue 1



**Ancon**® **Leviat**  
A CRH COMPANY

**Ancon**  
**MBT ET Couplers**

Assessment of the  
Ancon MBT ET  
Coupler Product  
and Quality System  
for Production



# Product

## Ancon MBT ET Couplers for reinforcing steel

### Product approval held by:

Ancon Ltd,  
President Way  
President Park  
Sheffield S4 7UR

Tel: +44 (0) 114 275 5224

Fax: +44 (0) 114 276 8543

Email: [info@ancon.co.uk](mailto:info@ancon.co.uk) Web: [www.ancon.co.uk](http://www.ancon.co.uk)

## 1 Product Summary

Ancon MBT ET Couplers in the size range 12mm - 40mm are for the mechanical connection of deformed high yield carbon steel bars for the reinforcement of concrete complying with the requirements of BS4449 grades B500B and B500C as detailed in table 1.

### 1.1 Scope of Application

Ancon MBT ET Couplers in the size range 12mm - 40mm have been evaluated for use as follows:

- a) In accordance with CARES Appendix TA1-A: and BS8597 tested in tension and compression with grade B500B and B500C reinforcement. CARES TA1-A meets the requirements of the Manual of Contract Documents for Highway Works (MCHW) Vol 1 Specification for Highways Works Series 1700 Structural Concrete and in particular clause 1716 part 2.
- b) In accordance with CARES Appendix TA1-B and BS8597 tested in tension and compression with grades B500B and B500C reinforcement.

### 1.2 Design Considerations

BS8110 Clause 3.12.8.9 Laps and Joints states "Connections transferring stress may be lapped, welded or joined with mechanical devices. They should be placed, if possible, away from points of high stress and should preferably be staggered". However, BS8110 Clause 3.12.8.16.2 Bars in tension states "The only acceptable form of full-strength butt joint for a bar in tension comprises a mechanical coupler" satisfying specified slip and tensile strength criteria.



Eurocode 2, Clause 8.7 Laps and mechanical couplers 8.7.1 General (1)P "Forces are transmitted from one bar to another by:

- lapping of bars, with or without bends or hooks;
- welding;
- mechanical devices assuring load transfer in tension-compression or in compression only."

Clause 8.8 Additional rules for large diameter bars goes on to state that "Splitting forces are higher and dowel action is greater with the use of large diameter bars. Such bars should be anchored with mechanical devices."

The specified cover for fire resistance and durability should be provided to the coupler sleeve. All couplers have been designed with controlled mechanical properties to be compatible with reinforcing bars complying with reinforcement of the relevant Grade in accordance with BS4449.

### 1.3 Conclusion

It is the opinion of UK CARES that Ancon MBT ET Couplers in the size range 12mm - 40mm are satisfactory for use within the limits stated in paragraph 1.1 when applied and used in accordance with the manufacturer's instructions and the requirements of this certificate.

*Lee Brankley*

L. Brankley  
Chief Executive Officer  
August 2021



## 2 Technical Specification

Ancon MBT ET type couplers are for use in connection of deformed steel reinforcing bars complying with BS4449 grades B500B and B500C as appropriate and thereby create structural continuity of the reinforcing system.

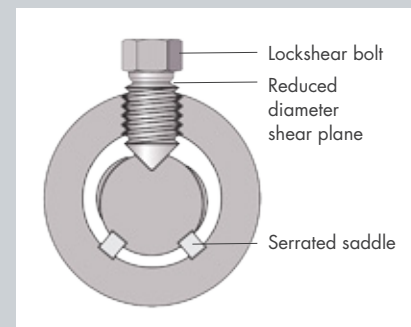
### 2.1 Ancon MBT ET Couplers

MBT ET couplers are designed for use on concrete embedded rebar, repair or retrofit works.

MBT ET Couplers are easy to install and do not require bar end preparation to form threads, and bar rotation is not required for installation. The bar ends are supported within the coupler by two serrated saddles, and as the lockshear bolts are tightened, the conical ends embed themselves into the bar.


In all cases heavy duty sockets should be used. When the pre-determined tightening torque for the bolts is reached, the heads shear off leaving the top of the installed bolt slightly proud of the coupler. This provides an instant visual check of correct installation.

**Note: Impact tools must not be used to tighten lockshear bolts.**



Section showing the embedment of the lockshear bolts and saddles into the bar and the shell of the coupler

MBT ET coupler



Coupler Size (mm)	Part No	D (mm)	L (mm)	Bolt Size	Qty	Shear Torque (NM)	Torque Tolerance (NM)	Weight (kg)	Tensile Slip	Fatigue Class D
12	ET12	33.4 (+/- 0.33)	140 (+/- 2)	M10	6	55	-0/+20	0.72	B500B/B500C	B500B/B500C
16	ET16	42.2(+/- 0.42)	160 (+/- 2)	M12	6	108	-0/+20	1.25	B500B/B500C	B500B/B500C
20	ET20	48.3 (+/- 0.48)	204 (+/- 2)	M12	8	108	-0/+20	1.96	B500B/B500C	B500B/B500C
25	ET25	54.0 (+/- 0.54)	258 (+/- 2)	M16	8	275	-0/+25	3.00	B500B/B500C	B500B/B500C
32	ET32	71.0 (+/- 0.71)	312 (+/- 2)	M16	10	360	-0/+25	6.50	B500B/B500C	B500B/B500C
40	ET40	81.0 (+/- 0.81)	484 (+/- 3)	M20	14	600	-0/+25	11.30	B500B/B500C	B500B/B500C

Table 1

### 3 Product Performance and Characteristics

Full destructive tests have been carried out to demonstrate compliance with the performance requirements defined in CARES Appendix TA1-A and Appendix TA1-B when used with reinforcing steel BS4449 grade B500B or B500C as appropriate:

#### CARES APPENDIX TA1-A and TA1-B strength requirements


- Permanent deformation is less than 0.10mm after loading to  $0.65f_y$  in tension with BS4449 grades B500B or B500C reinforcement.
- 99% characteristic tensile strength is greater than 540MPa with B500B reinforcement 575MPa with B500C reinforcement.






## 4 Installation

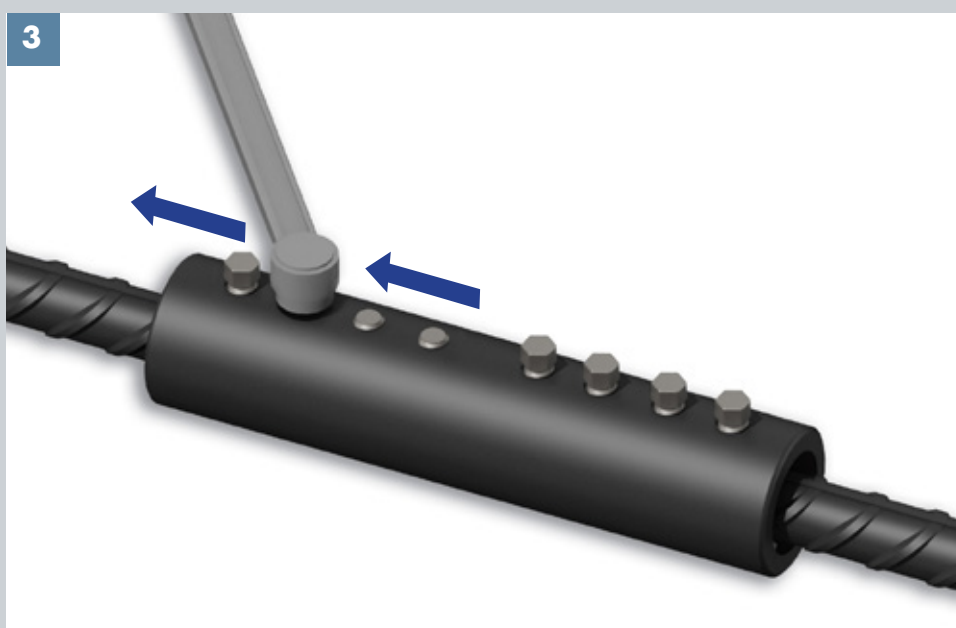
Ancon MBT ET Couplers must be correctly installed to ensure that the full working capacity can be achieved. The coupler should be complete with the correct number of bolts and the two serrated strip saddles in place inside the coupler. For correct installation, all the bolts must be tightened until the heads shear off.



**Place coupler over the end of the bar to half the coupler length +/- 6mm and finger tighten the lock shear bolts onto the bar. Check the alignment and make any necessary adjustments.**

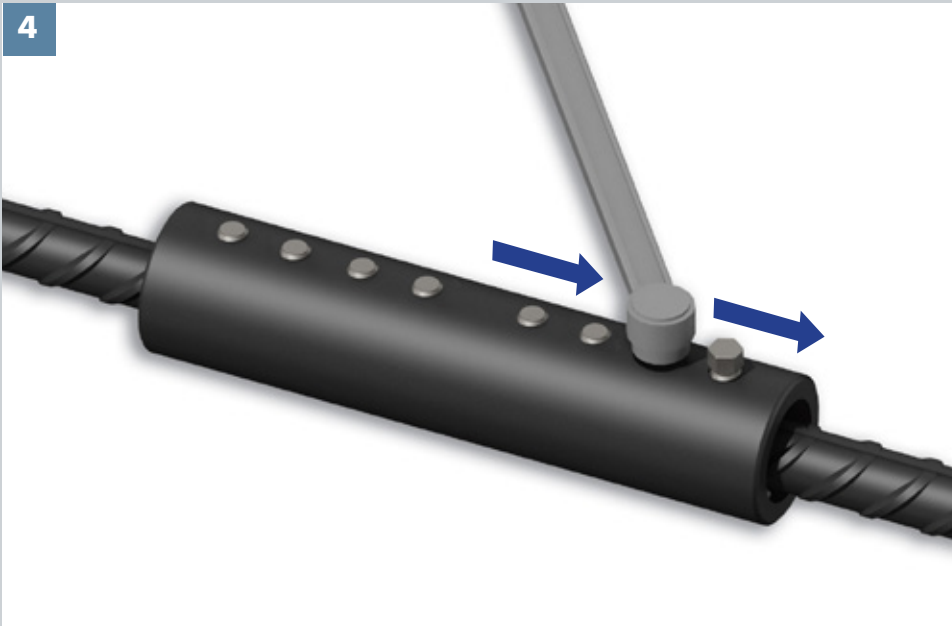


**Place other bar end into the coupler until it pushes up against the first bar and finger tighten the remaining lock shear bolts. Check the alignment and make any adjustments. Finger tighten the lock shear bolts onto the bar.**



**On one half of the coupler, starting from the centre and working outwards, partly tighten the lockshear bolts using either a ratchet wrench or a nut runner as appropriate. Do not use impact tools. Repeat again, this time fully tightening the lockshear bolts until the bolt heads shear off.**

**See table 2 for correct shear torque.**



On the other half of the coupler, starting from the centre and working outwards, partly tighten the lockshear bolts using either a ratchet wrench or a nut runner as appropriate. Do not use impact tools. Repeat again, this time fully tightening the lockshear bolts until the bolt heads shear off.

See table 2 for correct shear torque.



Finished Coupler.

Coupler Size	12	16	20	25	32	40
Shear Bolts Torque	55	108	108	275	360	600
Shear Bolts Torque Tolerance	-0/+20	-0/+20	-0/+20	-0/+25	-0/+25	-0/+25

Table 2



## 5 Safety Considerations

Ancon MBT ET Couplers are generally supplied in heavy duty plastic wrap, packed in robust wooden crates. Couplers in heavy duty plastic wrap are less than 25 kgs and may be handled manually with care. Heavier cases (wooden crates) require the use of mechanical handling equipment. Protective gloves should be used when installing the couplers.

## 6 Product Testing and Evaluation

Ancon MBT ET Couplers have been tested to satisfy the requirements of CARES Appendix TA1-A and TA1-B for Couplers with reinforcing bars to BS4449 grades B500B and B500C as detailed in table 1. The testing comprised the following elements:

- Tensile Strength
- Permanent deformation in tension as detailed in table 1
- High cycle fatigue (Class D)

## 7 Quality Assurance

Ancon MBT ET Couplers are produced under an EN ISO 9001 quality management system certified by CARES. The quality management system scheme monitors the production of the couplers and ensures that materials and geometry remain within the limits of this technical approval.

The products are also subject to a programme of periodic testing.



## 8 Building Regulations

### 8.1 The Building Regulations (England and Wales)

#### Structure, Approved Document A

Ancon MBT ET Couplers, when used in EC2 based designs using the data contained within this technical approval, satisfy the relevant requirements of The Building Regulations (England and Wales), Approved Document A.

#### Materials and Workmanship, Approved Document

This technical approval gives assurance that Ancon MBT ET Couplers comply with the material requirements of EC2.

### 8.2 The Building Regulations (Northern Ireland)

#### Materials and Workmanship

This technical approval gives assurance that Ancon MBT ET Couplers comply with the material requirements of EC2 by virtue of regulation 23, *Deemed to satisfy provisions regarding the fitness of materials and workmanship*.

### 8.3 The Building Standards (Scotland)

#### Fitness of Materials

This technical approval gives assurance that Ancon MBT ET Couplers comply with the material requirements of EC2 by virtue of *Clause 0.8*.

#### Structure

Ancon MBT ET Couplers, when used in EC2 based designs using the data contained within this technical approval, satisfy the requirements of *The Building Standards (Scotland) clause 1*.

### 8.4 MHCW Volume 1 Specification for Highway Works, Series 1700 Structural Concrete

This technical approval gives assurance that Ancon MBT ET Couplers with the requirements of *Clause 1716. Reinforcement - Laps and Joints*.



## 9 References

- BS 4449: 2005: Steel for the reinforcement of concrete - Weldable reinforcing steel - Bar, coil and decoiled product - Specification.
- BS 8597 :2015: Steels for the reinforcement of concrete - Reinforcement couplers.
- BS8110: Part 1: 1997: Structural Use of Concrete, Code of Practice for Design and Construction.
- BS EN 1992-1-1:2004 Eurocode 2 Design of concrete structures - General rules for buildings.
- BS EN ISO 9001: Quality management systems - Requirements.
- CARES Appendix TA1-A: Quality and Operations Schedule for the Technical Approval of Couplers for Reinforcing Steel for use in Structures and Structural Elements designed in accordance with the Fatigue Requirements of Structural Eurocodes.
- CARES Appendix TA1-B: Quality and Operations Schedule for the Technical Approval of Couplers for Reinforcing Steel and Reinforcement Anchors for Static Loading in Tension or Tension and Compression.
- Manual of Contract Documents for Highways Works, Volume 1 Specification for Highways Works, Series 1700 Structural Concrete. (Amended March 2020).

## 10 Conditions

1. The quality of the materials and method of manufacture have been examined by CARES and found to be satisfactory. This technical approval will remain valid provided that:
  - a) The product design and specification are unchanged.
  - b) The materials, method of manufacture and location are unchanged.
  - c) The manufacturer complies with CARES regulations for Technical Approvals.
  - d) The manufacturer holds a valid CARES Certificate of Product Assessment.
  - e) The product is installed and used as described in this report.
2. CARES make no representation as to the presence or absence of patent rights subsisting in the product and/or the legal right of Ancon to market the product.
3. Any references to standards, codes or legislation are those which are in force at the date of this certificate.
4. Any recommendations relating to the safe use of this product are the minimum standards required when the product is used. These requirements do not purport to satisfy the requirements of the Health and Safety at Work etc Act 1974 or any other relevant safety legislation.
5. CARES does not accept any responsibility for any loss or injury arising as a direct or indirect result of the use of this product.
6. This Technical Approval Report should be read in conjunction with CARES Certificate of Product Assessment No 5083. Confirmation that this technical approval is current can be obtained from UK CARES.





Electronic Copy [www.ukcares.com](http://www.ukcares.com)



**UK CARES**

Pembroke House  
21 Pembroke Road  
Sevenoaks  
Kent TN13 1XR

Phone: +44(0)1732 450000  
E-mail: [general@ukcares.com](mailto:general@ukcares.com)  
URL: [www.ukcares.com](http://www.ukcares.com)

**Independent Product Assessments  
for the Construction Industry**

Copyright UK CARES ©